

KEYSTONE HEWNSTONE

› TOP:
WALLS: COMPAC HEWNSTONE – CAMEL
CAPS: 3x24 CAP – WALNUT BLEND

› BOTTOM:
WALLS: COMPAC HEWNSTONE – CAMEL
CAPS: UNIVERSAL CAP – CAMEL
PAVERS: HOLLAND SERIES – WALNUT BLEND



WALLS: COMPAC HEWNSTONE – WALNUT BLEND
CAPS & STEP COPING: 3x24 CAP – WALNUT BLEND
PAVERS: OLD WORLD VINTAGE – WALNUT BLEND
ACCENT PAVERS: OLD WORLD VINTAGE XLR – SUMMER WHEAT



KEYSTONE HEWNSTONE

WALLS: COMPAC HEWNSTONE – WALNUT BLEND
WALL CAP: 3X24 SMOOTH CAP – WALNUT BLEND



- > TOP:
WALLS: COMPAC HEWNSTONE – WALNUT BLEND
CAPS: 3x24 CAP – WALNUT BLEND
- > BOTTOM:
PIER: COMPAC HEWNSTONE 90-DEGREE RETURN CORNER – SLATE



NEW FOR 2018!




8" x 18" x 9" Hewnstone Return Corner




KEYSTONE COMPAC HEWNSTONE UNIT:


Size	8"h x 18"w x 11"d
Exposed face area	1 sq. ft. (8" x 18")
Weight	86 lbs.
Units per pallet	36 units
Weight per pallet.....	3,096 lbs.




WALNUT BLEND



LIMESTONE BLEND



CAMEL



SLATE

KEYSTONE STRAIGHT SPLIT

➤ WALLS: 4" MINI KEYSTONE STRAIGHT SPLIT – DESERT BROWN (SPECIAL ORDER)

Keystone Straight Split wall stones are clean cut and classic for those seeking a more traditional wall presentation. Keystone Straight Split wall stones are available in a wide variety of sizes and colors. Imagine the creative possibilities! Perfect for border walls, tree rings, terraces, corners, curves, steps and stairs.



➤ ABOVE:
WALLS: 8" KEYSTONE STRAIGHT SPLIT – CUSTOM COLOR

4" MINI STRAIGHT SPLIT

➤ 4" MINI STRAIGHT SPLIT – SPECIAL ORDER ONLY



Size 4" h x 18" w x 11" d
Exposed face area 1/2 sq. ft. (4" x 18")
Weight 43 lbs.
Units per pallet 63 units
Weight per pallet 2,709 lbs.

8" COMPAC III STRAIGHT SPLIT



Size 8" h x 18" w x 11" d
Exposed face area 1 sq. ft. (8" x 18")
Weight 86 lbs.
Units per pallet 36 units
Weight per pallet 3,096 lbs.

8" STANDARD STRAIGHT SPLIT



Size 8" h x 18" w x 22" d
Exposed face area 1 sq. ft. (8" x 18")
Weight 128 lbs.
Units per pallet 20 units
Weight per pallet 2,560 lbs.

FIBERGLASS PIN




5-1/4" long
1/2" diameter
100 pins/box
Two pins needed for each
Mini, Compac and Standard



STANDARD COLORS


COMPAC UNITS



GRAY



RUSTIC BLEND




DESERT BROWN



WALNUT BLEND



LIMESTONE BLEND



CAMEL

ELITE COLORS



GRAPHITE BLEND

> UPPER WALL: VERAZZO – WALNUT BLEND
 UPPER WALL CAP: 3x24 – CAMEL
 LOWER WALL: COMPAC STRAIGHT SPLIT – WALNUT BLEND
 LOWER WALL CAP: UNIVERSAL CAP – WALNUT BLEND

90 DEGREE RETURN CORNER UNITS

4" 90° CORNER

> 4" 90° CORNER –
 SPECIAL ORDER ONLY



Size 4" h x 18" w x 9" d
 Exposed face area 1/2 sq. ft. (4" x 18")
 Weight 43 lbs.
 Units per pallet 60 units
 Weight per pallet 2,580 lbs.

8" 90° CORNER



Size 8" h x 18" w x 9" d
 Exposed face area 1 sq. ft. (8" x 18")
 Weight 86 lbs.
 Units per pallet 30 units
 Weight per pallet 2,580 lbs.

KEYSTONE SCULPTURED SPLIT

➤ NEXT PAGE TOP:
8" KEYSTONE SCULPTURED SPLIT – RUSTIC BLEND
(NON-INVENTORIED COLOR)

➤ NEXT PAGE BOTTOM:
8" KEYSTONE SCULPTURED SPLIT – GRAY

Like Keystone Straight Split, Keystone Sculptured Split wall stones offer a traditional and classic presentation. But you can add a creative flair with Keystone Sculptured Split wall stones. Available in a variety of colors and sculpted faces, these wall stones offer unlimited design possibilities. Turn any landscaping project — large or small — into a work of art!



➤ RIGHT:
8" KEYSTONE SCULPTURED FACE – DESERT BROWN

➤ BELOW:
8" KEYSTONE SCULPTURED SPLIT – DESERT BROWN



8" COMPAC SCULPTURED SPLIT



Size 8" h x 18" w x 11" d
Exposed face area 1 sq. ft. (8" x 18")
Weight 86 lbs.
Units per pallet 36 units
Weight per pallet 3,096 lbs.

8" STANDARD SCULPTURED SPLIT



Size 8" h x 18" w x 22" d
Exposed face area 1 sq. ft. (8" x 18")
Weight 128 lbs.
Units per pallet 20 units
Weight per pallet 2,560 lbs.

8" 90° CORNER



Size 8" h x 18" w x 9" d
Exposed face area 1 sq. ft. (8" x 18")
Weight 86 lbs.
Units per pallet 30 units
Weight per pallet 2,580 lbs.


FIBERGLASS PIN



5-1/4" long
1/2" diameter
100 pins/box
Two pins needed for each
Mini, Compac and Standard

(See splitting detail on page 99)

COMPAC COLOR



DESERT BROWN

